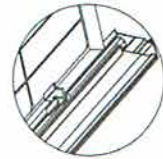


rail clamp



end clamp

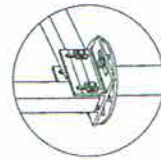
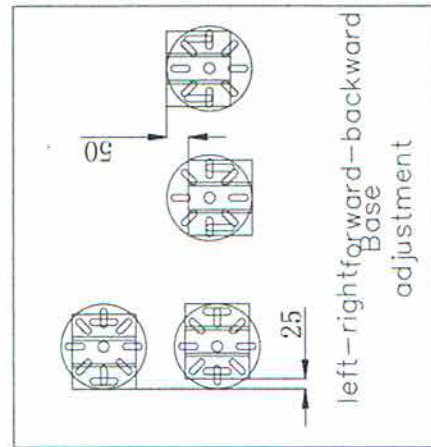
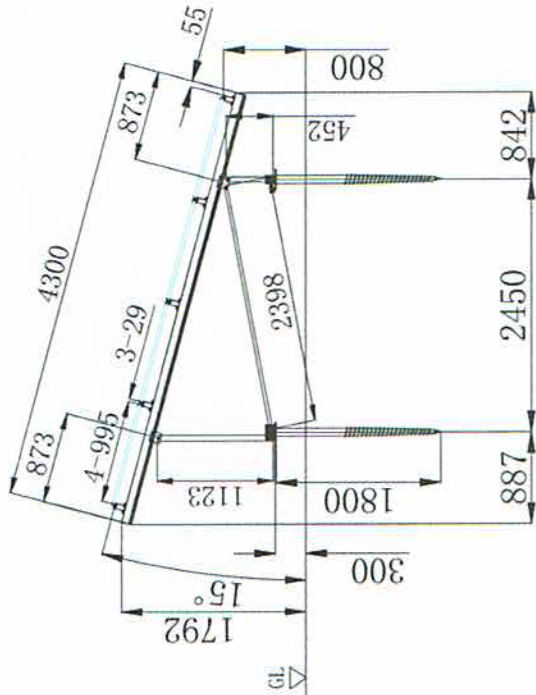
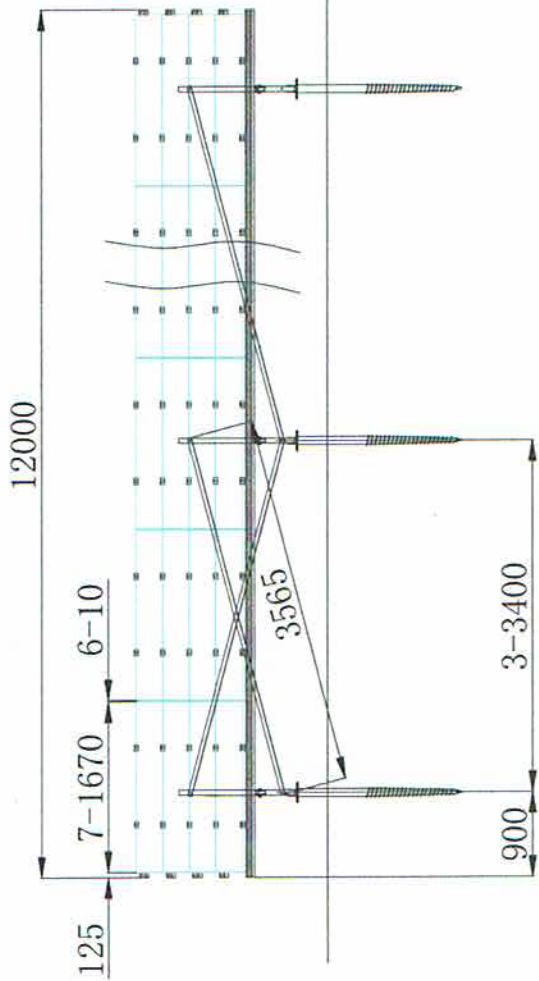
設計条件:

1. パネルサイズ: 1970x995x50mm 配列: 4x6(24枚)
2. 風速: 37m/s
3. 積雪量: 40cm

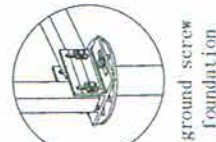
Confirmation	Date	2015.04.14	Version	V1.0
Tolerance Range	Metric	mm	Design	Scale
	6 <	±0.1	Rick 2015.04.14	Material
	6-30	±0.2		Figure Number
	31-120	±0.3		4x6
	121-400	±0.4		
401-1000	±0.5	Approval		



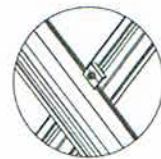
パワーセービング株式会社
TEL: 03-3527-6671



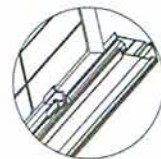
end clamp



ground screw foundation



rail clamp



middle clamp

設計条件:

1. パネルサイズ: 1670x995x40mm 配列: 4x7(28枚)
2. 風速: 37m/s
3. 積雪量: 40cm

Confirmation	Date	2015.04.14	Version	V1.0
Tolerance Range	Metric	mm	Design	Drawing
	6 <	±0.1	Rick	2015.04.14
	6-30	±0.2	Scale	Material
	31-120	±0.3	Mounting System	Figure Number
	121-400	±0.4	4x7	
401-1000	±0.5	Approval		

パワーセービング株式会社
TEL: 03-3527-6671